






# Weekday Schedule

Schedule Effective **May 24th, 2021**  
Horario efectivo a partir del **24 de mayo del 2021**

## READING THE SCHEDULE

1. Decide whether you are going north (at top) or south (at bottom).
2. On the left-hand side, find the station from which you are leaving.
3. Read across to find the times the Rail Runner departs from that station.
4. From there, read down to find what time the Rail Runner will arrive at the station to which you are traveling.

## Legend

-  ..... **Train has designated QUIET CAR**  
*El tren tiene un vagón silencioso (QUIET CAR)*
-  ..... **Means train does not stop**  
*Significa que el tren no se detiene*
-  ..... **Train arrives but does not continue**  
*El tren llega a destino pero no continúa*

| ESTACIONES DE TREN  | Northbound / rumbo norte |       |              |       |       |        |       |       |       |       |       |
|---------------------|--------------------------|-------|--------------|-------|-------|--------|-------|-------|-------|-------|-------|
| TRAIN STATIONS      | #502                     | #504  | #102 EXPRESS | #506  | #508  | #510   | #512  | #514  | #516  | #518  | #520  |
| Belen               | -                        | -     | 5:39A        | 6:35A | 8:04A | -      | 3:35P | -     | 5:51P | 7:01P | 7:57P |
| Los Lunas           | -                        | -     | 5:49A        | 6:46A | 8:15A | -      | 3:46P | -     | 6:01P | 7:12P | 8:08P |
| Isleta Pueblo       | -                        | -     | 6:02A        | 6:59A | 8:27A | -      | 3:59P | -     | 6:16P | 7:26P | 8:22P |
| Bernalillo County   | -                        | -     | 6:10A        | 7:06A | 8:35A | -      | 4:06P | -     | 6:29P | 7:35P | 8:31P |
| Downtown ABQ        | 4:32A                    | 5:02A | 6:22A        | 7:19A | 8:42A | 9:35A  | 4:26P | 5:34P | 6:48P | 7:42P | 8:38P |
| Montaño             | 4:41A                    | 5:11A | -            | 7:29A | -     | 9:44A  | 4:35P | 5:43P | 6:58P | -     | -     |
| Los Ranchos / JC    | 4:47A                    | 5:17A | 6:34A        | 7:36A | -     | 9:50A  | 4:41P | 5:49P | 7:06P | -     | -     |
| Sandia Pueblo       | 4:52A                    | 5:22A | -            | 7:42A | -     | 9:55A  | 4:46P | 5:54P | 7:12P | -     | -     |
| Downtown Bernalillo | 5:01A                    | 5:31A | -            | 7:52A | -     | 10:03A | 4:54P | 6:07P | 7:26P | -     | -     |
| Sandoval / US 550   | 5:05A                    | 5:35A | 6:46A        | 7:58A | -     | 10:08A | 4:59P | 6:12P | 7:31P | -     | -     |
| Kewa                | 5:25A                    | 5:55A | 7:05A        | 8:18A | -     | 10:28A | 5:19P | 6:34P | 7:50P | -     | -     |
| SF County / NM 599  | 5:48A                    | 6:18A | 7:24A        | 8:39A | -     | 10:51A | 5:43P | 6:57P | 8:13P | -     | -     |
| Zia Road            | 5:58A                    | 6:28A | -            | 8:49A | -     | 11:01A | 5:53P | 7:07P | 8:23P | -     | -     |
| South Capitol       | 6:08A                    | 6:38A | 7:40A        | 8:56A | -     | 11:11A | 6:00P | 7:17P | 8:33P | -     | -     |
| Santa Fe Depot      | 6:13A                    | 6:43A | 7:45A        | 9:01A | -     | 11:16A | 6:05P | 7:22P | 8:38P | -     | -     |

**READ DOWN**  
LEA HACIA ABAJO

| ESTACIONES DE TREN  | Southbound / rumbo sur |       |       |       |       |       |       |              |       |       |        |
|---------------------|------------------------|-------|-------|-------|-------|-------|-------|--------------|-------|-------|--------|
| TRAIN STATIONS      | #501                   | #503  | #507  | #509  | #511  | #513  | #515  | #101 EXPRESS | #517  | #519  | #521   |
| Santa Fe Depot      | -                      | -     | 5:39A | 7:13A | 1:02P | -     | 4:15P | 5:04P        | 5:30P | 6:46P | 9:00P  |
| South Capitol       | -                      | -     | 5:43A | 7:18A | 1:07P | -     | 4:20P | 5:09P        | 5:35P | 6:51P | 9:05P  |
| Zia Road            | -                      | -     | 5:49A | 7:25A | 1:14P | -     | 4:27P | -            | 5:42P | 6:58P | 9:12P  |
| SF County / NM 599  | -                      | -     | 6:01A | 7:37A | 1:26P | -     | 4:39P | 5:26P        | 5:54P | 7:10P | 9:24P  |
| Kewa                | -                      | -     | 6:19A | 7:55A | 1:44P | -     | 4:57P | -            | 6:12P | 7:28P | 9:42P  |
| Sandoval / US 550   | -                      | -     | 6:38A | 8:14A | 2:03P | -     | 5:16P | 6:02P        | 6:31P | 7:47P | 10:01P |
| Downtown Bernalillo | -                      | -     | 6:43A | 8:18A | 2:07P | -     | 5:20P | -            | 6:35P | 7:51P | 10:05P |
| Sandia Pueblo       | -                      | -     | 6:52A | 8:27A | 2:16P | -     | 5:29P | -            | 6:44P | 8:00P | 10:14P |
| Los Ranchos / JC    | -                      | -     | 6:57A | 8:32A | 2:21P | -     | 5:34P | 6:14P        | 6:49P | 8:05P | 10:19P |
| Montaño             | -                      | -     | 7:02A | 8:37A | 2:26P | -     | 5:39P | -            | 6:54P | 8:10P | 10:24P |
| Downtown ABQ        | 4:45A                  | 5:30A | 7:10A | 8:45A | 2:42P | 4:30P | 5:50P | 6:25P        | 7:02P | 8:18P | 10:32P |
| Bernalillo County   | 4:53A                  | 5:41A | 7:19A | -     | 2:50P | 4:38P | 5:57P | -            | 7:09P | -     | -      |
| Isleta Pueblo       | 5:01A                  | 5:49A | 7:27A | -     | 2:57P | 4:45P | 6:06P | -            | 7:17P | -     | -      |
| Los Lunas           | 5:13A                  | 6:06A | 7:39A | -     | 3:10P | 4:58P | 6:22P | -            | 7:31P | -     | -      |
| Belen               | 5:24A                  | 6:17A | 7:50A | -     | 3:20P | 5:08P | 6:33P | -            | 7:42P | -     | -      |

**READ DOWN**  
LEA HACIA ABAJO



# Weekend Schedule

Schedule Effective **May 24th, 2021**  
 Horario efectivo a partir del **24 de mayo del 2021**

## READING THE SCHEDULE

1. Decide whether you are going north (at top) or south (at bottom).
2. On the left-hand side, find the station from which you are leaving.
3. Read across to find the times the Rail Runner departs from that station.
4. From there, read down to find what time the Rail Runner will arrive at the station to which you are traveling.

## Legend

- ..... **Train has designated QUIET CAR**  
El tren tiene un vagón silencioso (QUIET CAR)
- ..... **Means train does not stop**  
Significa que el tren no se detiene
- ..... **Train arrives but does not continue**  
El tren llega a destino pero no continúa

## Saturday Schedule HORARIO DEL SÁBADO

| ESTACIONES DE TREN  |       | Northbound Saturday / sábado rumbo norte |       |       |        |  |
|---------------------|-------|--|-------|-------|--------|--|
| TRAIN STATIONS      | #702  | #704                                     | #706  | #708  | #710   |  |
| Belen               | 7:24A | 12:30P                                   | 5:40P | 7:43P | 10:35P |  |
| Los Lunas           | 7:34A | 12:40P                                   | 5:50P | 7:53P | 10:45P |  |
| Isleta Pueblo       | 7:45A | 12:51P                                   | 6:01P | 8:04P | 10:56P |  |
| Bernalillo County   | 7:53A | 12:59P                                   | 6:09P | 8:12P | 11:03P |  |
| Downtown ABQ        | 8:04A | 1:14P                                    | 6:20P | 8:23P | 11:11P |  |
| Montaño             | 8:13A | 1:23P                                    | 6:29P | 8:32P | -      |  |
| Los Ranchos / JC    | 8:19A | 1:29P                                    | 6:35P | 8:38P | -      |  |
| Sandia Pueblo       | 8:24A | 1:34P                                    | 6:40P | 8:43P | -      |  |
| Downtown Bernalillo | 8:32A | 1:42P                                    | 6:48P | 8:51P | -      |  |
| Sandoval / US 550   | 8:36A | 1:46P                                    | 6:52P | 8:55P | -      |  |
| Kewa                | 8:54A | 2:04P                                    | 7:10P | 9:13P | -      |  |
| SF County / NM 599  | 9:15A | 2:25P                                    | 7:31P | 9:34P | -      |  |
| Zia Road            | 9:26A | 2:36P                                    | 7:42P | 9:45P | -      |  |
| South Capitol       | 9:34A | 2:44P                                    | 7:50P | 9:53P | -      |  |
| Santa Fe Depot      | 9:39A | 2:49P                                    | 7:55P | 9:58P | -      |  |

**READ DOWN**  
LEA HACIA ABAJO

| ESTACIONES DE TREN  |       | Southbound Saturday / sábado rumbo sur |       |       |        |        |  |
|---------------------|-------|--|-------|-------|--------|--------|--|
| TRAIN STATIONS      | #701  | #703                                   | #705  | #707  | #709   | #711   |  |
| Santa Fe Depot      | -     | 10:00A                                 | 3:05P | -     | 8:10P  | 10:14P |  |
| South Capitol       | -     | 10:05A                                 | 3:10P | -     | 8:15P  | 10:19P |  |
| Zia Road            | -     | 10:13A                                 | 3:18P | -     | 8:23P  | 10:27P |  |
| SF County / NM 599  | -     | 10:22A                                 | 3:27P | -     | 8:32P  | 10:36P |  |
| Kewa                | -     | 10:40A                                 | 3:45P | -     | 8:50P  | 10:54P |  |
| Sandoval / US 550   | -     | 10:58A                                 | 4:03P | -     | 9:08P  | 11:13P |  |
| Downtown Bernalillo | -     | 11:01A                                 | 4:06P | -     | 9:11P  | 11:16P |  |
| Sandia Pueblo       | -     | 11:10A                                 | 4:15P | -     | 9:20P  | 11:25P |  |
| Los Ranchos / JC    | -     | 11:15A                                 | 4:20P | -     | 9:25P  | 11:30P |  |
| Montaño             | -     | 11:21A                                 | 4:26P | -     | 9:31P  | 11:36P |  |
| Downtown ABQ        | 6:30A | 11:31A                                 | 4:39P | 6:51P | 9:41P  | 11:45P |  |
| Bernalillo County   | 6:40A | 11:41A                                 | 4:50P | 7:01P | 9:51P  | -      |  |
| Isleta Pueblo       | 6:48A | 11:49A                                 | 4:58P | 7:09P | 9:59P  | -      |  |
| Los Lunas           | 6:59A | 12:00P                                 | 5:09P | 7:20P | 10:10P | -      |  |
| Belen               | 7:09A | 12:10P                                 | 5:19P | 7:30P | 10:20P | -      |  |

**READ DOWN**  
LEA HACIA ABAJO

## Sunday Schedule HORARIO DEL DOMINGO

| ESTACIONES DE TREN  |       | Northbound Sunday / domingo rumbo norte |       |  |
|---------------------|-------|---|-------|--|
| TRAIN STATIONS      | #702  | #704                                    | #706  |  |
| Belen               | 7:24A | 12:30P                                  | 5:40P |  |
| Los Lunas           | 7:34A | 12:40P                                  | 5:50P |  |
| Isleta Pueblo       | 7:45A | 12:51P                                  | 6:01P |  |
| Bernalillo County   | 7:53A | 12:59P                                  | 6:09P |  |
| Downtown ABQ        | 8:04A | 1:14P                                   | 6:20P |  |
| Montaño             | 8:13A | 1:23P                                   | 6:29P |  |
| Los Ranchos / JC    | 8:19A | 1:29P                                   | 6:35P |  |
| Sandia Pueblo       | 8:24A | 1:34P                                   | 6:40P |  |
| Downtown Bernalillo | 8:32A | 1:42P                                   | 6:48P |  |
| Sandoval / US 550   | 8:36A | 1:46P                                   | 6:52P |  |
| Kewa                | 8:54A | 2:04P                                   | 7:10P |  |
| SF County / NM 599  | 9:15A | 2:25P                                   | 7:31P |  |
| Zia Road            | 9:26A | 2:36P                                   | 7:42P |  |
| South Capitol       | 9:34A | 2:44P                                   | 7:50P |  |
| Santa Fe Depot      | 9:39A | 2:49P                                   | 7:55P |  |

**READ DOWN**  
LEA HACIA ABAJO

| ESTACIONES DE TREN  |       | Southbound Sunday / domingo rumbo sur |       |       |  |
|---------------------|-------|---------------------------------------|-------|-------|--|
| TRAIN STATIONS      | #701  | #703                                  | #705  | #707  |  |
| Santa Fe Depot      | -     | 10:00A                                | 3:05P | 8:10P |  |
| South Capitol       | -     | 10:05A                                | 3:10P | 8:15P |  |
| Zia Road            | -     | 10:13A                                | 3:18P | 8:23P |  |
| SF County / NM 599  | -     | 10:22A                                | 3:27P | 8:32P |  |
| Kewa                | -     | 10:40A                                | 3:45P | 8:50P |  |
| Sandoval / US 550   | -     | 10:58A                                | 4:03P | 9:08P |  |
| Downtown Bernalillo | -     | 11:01A                                | 4:06P | 9:11P |  |
| Sandia Pueblo       | -     | 11:10A                                | 4:15P | 9:20P |  |
| Los Ranchos / JC    | -     | 11:15A                                | 4:20P | 9:25P |  |
| Montaño             | -     | 11:21A                                | 4:26P | 9:31P |  |
| Downtown ABQ        | 6:30A | 11:31A                                | 4:39P | 9:41P |  |
| Bernalillo County   | 6:40A | 11:41A                                | 4:50P | -     |  |
| Isleta Pueblo       | 6:48A | 11:49A                                | 4:58P | -     |  |
| Los Lunas           | 6:59A | 12:00P                                | 5:09P | -     |  |
| Belen               | 7:09A | 12:10P                                | 5:19P | -     |  |

**READ DOWN**  
LEA HACIA ABAJO